

SKILLS LIST and SAMPLE TEST ITEMS

FOR

PRACTICE TEST FOR READING, KINDERGARTEN

(Test items developed for skills measured in STANFORD10)

Skills

- | | |
|--|----------------------------------|
| 1.0 Prereading Skills | 3.0 Sentences |
| 1.1 Sounds | 3.1 Predictable Sentences |
| 1.2 Visual Elements | 3.2 Printed Sentences/Onset-Rime |
| 1.3 Match Sounds to Letters | 3.3 Comprehend Simple Sentences |
| 2.0 Vocabulary | |
| 2.1 Identify Printed Word to
Picture | |
| 2.2 Identify Printed Name of
Picture | |
| 2.3 Identify Two or More Words to
Picture | |
| 2.4 Identify Dictated Words | |

Number of questions: 100
Number of pages: TE=13; SE=29
Approximate testing time: 80 minutes

(c) EPES TESTING, INC.

(OVER)

STANFORD10 PRACTICE TEST IN READING - KINDERGARTEN
TEACHER DIRECTIONS - FORM A

Teacher says: Look at Sample A. Listen carefully. I will say two words. If the two words I say do not sound the same, you will mark the circle under the picture of all the different kinds of fruit. If the two words sound the same, you will mark the circle under the apples that are the same. Listen carefully as I say the two words for Sample A. Sleep... Slip. Now look at the fruit and the apples in Sample A. If the two words I said were not the same, mark the circle under the different fruit. If the two words were the same, you should mark the circle under the picture of the apples. Listen again. Sleep... Slip. Are the words the same or different? Mark the circle under the fruit if they are different. If the words are the same, mark the circle under the apples. Mark your answer.

Wait while students select an answer choice.

Teacher says: Which circle should you have filled in? That is correct. You should have filled in the first circle under the fruit. The words sleep and slip do not sound the same.

Now look at Sample B. Listen carefully as I say the two words. Remember you are listening to see if they sound the same or sound different. Desk... desk. Did the words sound different? If they sounded different, mark the circle under the picture of the fruit. If they sounded the same, mark the circle under the picture of the apples. Listen again. Desk...desk. Mark your answer.


Wait while students select an answer choice.

Teacher says: Which circle should you have filled in? That is correct. You should have filled in the circle under the apples. The words sounded the same so you should have marked the circle under the apples. Now we will do numbers 1 through 6 together. Listen carefully as I say the two words. If they are NOT the same, you will fill in the circle under the fruit. If they sound the same, you will fill in the circle under the apples.


Look down at number 1. The words are Park... park. If the words are NOT the same, mark the circle under the picture of the fruit. If the two words sounded the same, mark the circle under the apples. Listen again. Park... park. Mark your answer.

STANFORD10 PRACTICE TEST IN READING - KINDERGARTEN
STUDENT EDITION - FORM A

SAMPLE A




(A)




(B)

SAMPLE B




(A)




(B)

1.




(A)




(B)

2.



(A)



(B)