

*SKILLS LIST and SAMPLE TEST ITEMS*

*FOR*

**PRACTICE TEST FOR SCIENCE, GRADE 2**

*(Test items developed for skills measured in ITBS03)*

---

*Skills*

- |                         |                             |
|-------------------------|-----------------------------|
| 1.0 Life Science        | 3.0 Physical Science        |
| 1.1 Living Things       | 3.1 Mechanics/Forces/Energy |
| 1.2 Life Cycles         | 3.2 Matter                  |
| 1.3 Health/Safety       | 4.0 Scientific Inquiry      |
| 2.0 Earth/Space Science | 4.1 Skills/Processes        |
| 2.1 Structure           | 4.2 Analysis                |
| 2.2 Changes             | 5.0 Thinking Skills         |
| 2.3 Universe            | 5.1 Science                 |
- 

Number of questions: 31

Number of pages: TE=6; SE=10

Approximate testing time: 22 minutes

(c) EPES TESTING, INC.

(OVER)

ITBS03 PRACTICE TEST IN SCIENCE - GRADE 2  
TEACHER DIRECTIONS - FORM A

Teacher says: Look at the Sample on page 1. In this Sample which picture shows an animal that usually lives in a cold climate? Mark the circle under the correct picture.

*Wait while students choose the answer.*

Which circle did you mark? Yes. That's right. You should have filled in the circle below the polar bear because the polar bear is the animal that usually lives in a cold climate. Do you have any questions?

Now we will do some more problems like these. Look at the pictures in each row and listen carefully as I read each question. Then mark the circle under the correct picture.

Look at Number 1. Look at the three pictures. Which picture shows the person who has just hit the ball? Mark the circle under the picture of the person who just hit the ball.

Move to Number 2. Find the animal that hatches from an egg. Mark the circle under the animal that hatches from an egg.

Go to Number 3. Look at the pictures. Which picture shows a place that would most likely get the first snow fall of the year? Mark the circle below the picture that shows a place that will most likely get the first snow fall of the year.


Teacher says: Go to page 2. Look at Number 4. Look at the pictures. Which picture shows an example of a gas? Mark the circle under the picture that shows a gas.

Move to Number 5. Find the picture that shows what a scientist would use to collect the smallest amount of liquids. Mark the circle under the picture that shows what a scientist would use to measure the smallest amounts of liquid.


Go to Number 6. Which shows something that is dependent on a gas for its size and shape? Mark the circle under the object that is dependent on a gas for its size and shape.

ITBS03 PRACTICE TEST IN SCIENCE - GRADE 2  
STUDENT EDITION - FORM A


SAMPLE A



(A)



(B)



(C)

1.



(A)



(B)



(C)

2.



(A)



(B)




(C)

3.



(A)



(B)



(C)