

*SKILLS LIST and SAMPLE TEST ITEMS*

*FOR*

**PRACTICE TEST FOR MATHEMATICS, GRADE 2  
SHORT FORM A**

*(Test items developed for skills measured in ITBS03)*

---

*Skills*

- |     |                               |     |                                   |
|-----|-------------------------------|-----|-----------------------------------|
| 1.0 | Math Concepts                 | 3.0 | Computation                       |
| 1.1 | Properties/Operations         | 3.1 | Adding Single Digits              |
| 1.2 | Algebra                       | 3.2 | Adding Sums Without<br>Regrouping |
| 1.3 | Geometry                      | 3.3 | Adding Sums With Regrouping       |
| 1.4 | Measurement                   | 3.4 | Subtracting Single Digits         |
| 2.0 | Problem Solving               | 3.5 | Subtracting Without<br>Regrouping |
| 2.1 | Single Step Problem Solving   | 3.6 | Subtracting With Regrouping       |
| 2.2 | Multiple Step Problem Solving | 4.0 | Thinking Skills                   |
| 2.3 | Procedures                    | 4.1 | Math Concepts                     |
| 2.4 | Data Interpretation           | 4.2 | Problem Solving                   |

---

Number of questions: 50  
Number of pages: TE=9; SE=11  
Approximate testing time: 37 minutes

(c) EPES TESTING, INC.

(OVER)

ITBS03 PRACTICE TEST IN MATHEMATICS - GRADE 2  
TEACHER DIRECTIONS - FORM A

Teacher says: Now we are going to do a math test. I am going to read some problems to you. Listen carefully as I read each problem. Look at the answer choices on your test booklet. You must fill in one and only one answer for each question. Now we will do Sample A together.

Teacher says: Go to page 1. Now go to Sample A. Morgan was making stars for an art project. She put them in stacks of five so she could count them easier. How many stars does Morgan have now? Fill in the circle below the answer choice that shows how many stars Morgan has made.

*Wait while students select an answer choice.*

If you count the stars by fives, there are forty-five stars. You should have filled in the circle under the forty-five.

Now we will do some more problems like this Sample. I will read the directions for each problem. Listen carefully as I read each problem. Think about what I am asking you to do each time. Then fill in your answer choice.

Teacher says: Look at the pictures in Number 1. Which dog is in third place? Fill in the circle below the dog that is third in line.

Move to Number 2. Look at the place value models. Which one shows the number four hundred twenty-six? Fill in the circle beside the answer that shows the number four hundred twenty-six.

Go to Number 3. Which number has a three in the hundreds place and a seven in the ones place? Fill in the circle below the number that has three hundreds and seven ones.

Move to Number 4. Which picture shows a shape that will NOT look the same if it is turned? Fill in the circle beside the answer that shows a figure that will NOT look the same if it is turned.

**ITBS03 PRACTICE TEST IN MATHEMATICS - GRADE 2**  
**STUDENT EDITION - FORM A**

**SAMPLE A**



9

(A)

35

(B)

45

(C)

1.



(A)


(B)

(C)

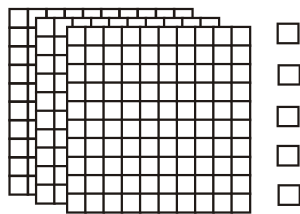
(D)

2.


(A)



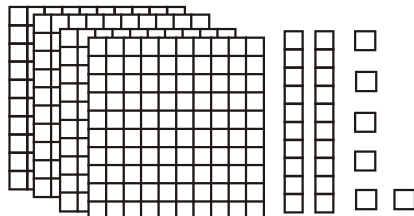
(B)



(C)



(D)



3.

337

(A)

383

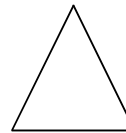
(B)

738

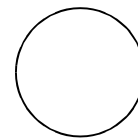
(C)

4.

(A)



(B)



(C)



(D)

