

SKILLS LIST and SAMPLE ITEMS FOR

PRACTICE TEST, MATHEMATICS, GRADE 1

(Test items developed for skills measured in TERRA NOVA [CTBS]*)

Skills

- | | |
|----------------------------|-------------------------------------|
| 1.0 Understanding Numbers | 6.0 Analyze Data |
| 1.1 Ordering Numbers | 6.1 Analyze/Interpret/Evaluate Data |
| 1.2 Equivalent Forms | |
| 2.0 Computation/Estimation | 7.0 Pre-Algebra |
| 2.1 Computation Procedures | 7.1 Patterns |
| 2.2 Computation in Context | 8.0 Problem Solving |
| 3.0 Operations | 8.1 Reasoning |
| 3.1 Operation Concept | 9.0 Thinking Skills |
| 4.0 Measurement | 9.1 Generate Ideas |
| 4.1 Types of Measurement | 9.2 Gather Information |
| 5.0 Geometry | 9.3 Organize Information |
| 5.1 Spatial Sense | 9.4 Analyze Information |
| 5.2 Classify Shapes | |
-

Number of questions: 47

Number of pages: TE=16; SE=12

Approximate testing time: 60 minutes

(c) EPES TESTING, INC.

(over)

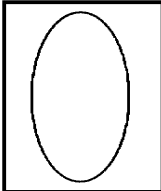




Terra Nova PRACTICE TEST IN MATH- GRADE 1
TEACHER EDITION

Teacher says: Listen carefully. Find SAMPLE A. Look at the problem, then look at the answer choices. Fill in the circle by the number that shows the correct answer to the problem.

SAMPLE A			
$\begin{array}{r} 4 \\ +3 \\ \hline \end{array}$			
<input type="radio"/> 4	<input type="radio"/> 6	<input type="radio"/> 7	<input type="radio"/> 8

Teacher says: You should have filled in the circle by the number 7. Four plus three equals seven.

Teacher says: Listen carefully. Find SAMPLE B. Look at the shape in the box. Which thing has the same shape as the shape in the box? Fill in the circle that goes with the shape in the box.

SAMPLE B			
			
 <input type="radio"/>	 <input type="radio"/>	 <input type="radio"/>	 <input type="radio"/>

Teacher Says: You should have marked the second picture. It has the same shape as the shape in the box.

Teacher says: Now look at problems 1, 2, and 3. Read them carefully and fill in the circle by the correct answer. Stop when you come to the words "STOP HERE".

1.
$$\begin{array}{r} 60 \\ +26 \\ \hline \end{array}$$

- 70 56 26 86

Terra Nova PRACTICE TEST IN MATH- GRADE 1
STUDENT EDITION

SAMPLE A

$$\begin{array}{r} 4 \\ +3 \\ \hline \end{array}$$

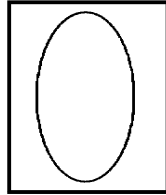
4

6

7

8

SAMPLE B



1.
$$\begin{array}{r} 60 \\ +26 \\ \hline \end{array}$$

70

56

26

86

2. $8 + 5 + 2 =$

14

15

16

18

3. $13 - 7 =$

5

8

7

6

STOP HERE.