

SKILLS LIST and SAMPLE TEST ITEMS

FOR

PRACTICE TEST FOR ENVIRONMENT, GRADE 1

(Test items developed for skills measured in STANFORD10)

Skills

- | | |
|---|--|
| 1.0 History | 5.0 Life Science |
| 1.1 Individuals/Groups/
Institutions | 5.1 Characteristics of Organisms |
| 2.0 Geography | 6.0 Earth Science |
| 2.1 Human/Environment | 6.1 Understanding Properties/
Sources |
| 3.0 Political Science | 7.0 Physical Science |
| 3.1 Government and Society | 7.1 Properties of Objects/
Materials |
| 4.0 Economics | 8.0 Related Processes |
| 4.1 Economic Concepts | 8.1 Scientific Investigation |
-

Number of questions: 30

Number of pages: TE=6; SE=10

Approximate testing time: 23 minutes

(c) EPES TESTING, INC.

(OVER)

The Stanford10 is published by Harcourt Brace Educational Measurement which does not endorse or attest to the accuracy of this practice test.

STANFORD10 PRACTICE TEST IN ENVIRONMENT - GRADE 1
TEACHER DIRECTIONS - FORM A

Teacher Says: Look at Sample A on page 1. Look at the different pictures. Which picture shows something that represents our country? Mark the circle under the correct picture.

Wait while students choose the answer.

Teacher Says: Which circle did you mark? Yes. That's right. You should have filled in the first circle under the picture of the flag. We use a flag to represent our country. Do you have any questions?

Teacher Says: Look at Sample B. In Sample B, which picture shows an animal that usually lives where it is cold all the time? Is it the kangaroo, the lion, or the penguin? Mark the circle under the correct picture.

Wait while students choose the answer.

Teacher Says: Which space did you choose? Yes. That's right. You should have filled in the circle under the penguin, because the penguin is the animal that usually lives where it is cold all the time. Do you have any questions?

Teacher Says: Now we will do some more problems like these. Look at the pictures in each row and listen carefully as I read each question. Then mark the circle under the correct picture.

Teacher Says: Look at number 1. Which picture shows something that is a want and not necessary for survival? Is it the stereo, water to drink, or a place to live? Mark the circle under the correct picture.

Go to number 2. Which picture shows something that lives in the water? Mark the circle under the correct picture.

Move to number 3 on page 2. Which natural resource was used to make this chair? Mark the circle under the picture that shows which natural resource the table was made from.

Look at number 4. Find the picture that shows an object that a magnet would pick up. Mark the circle under the correct picture.

STANFORD10 PRACTICE TEST IN ENVIRONMENT - GRADE 1
STUDENT EDITION - FORM A

SAMPLE A



(A)



(B)




(C)

SAMPLE B



(A)



(B)

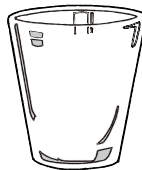


(C)

1.



(A)




(B)




(C)


2.



(A)



(B)



(C)