

SKILLS LIST and SAMPLE TEST ITEMS

FOR

PRACTICE TEST FOR SCIENCE, GRADE 1

(Test items developed for skills measured in ITBS03)

Skills

- | | |
|-------------------------|-----------------------------|
| 1.0 Life Science | 3.0 Physical Science |
| 1.1 Living Things | 3.1 Mechanics/Forces/Energy |
| 1.2 Life Cycles | 3.2 Matter |
| 1.3 Health/Safety | 4.0 Scientific Inquiry |
| 2.0 Earth/Space Science | 4.1 Skills/Processes |
| 2.1 Structure | 4.2 Analysis |
| 2.2 Changes | 5.0 Thinking Skills |
| 2.3 Universe | 5.1 Science |

Number of questions: 31

Number of pages: TE=6; SE=9

Approximate testing time: 24 minutes

(c) EPES TESTING, INC.

(OVER)

ITBS03 PRACTICE TEST IN SCIENCE - GRADE 1
TEACHER DIRECTIONS - FORM A

Teacher says: Look at Sample A on page 1. In this sample which picture shows an animal that usually lives where it is cold all the time? Fill in the circle under the animal that usually lives where it is cold all the time.

Wait while students choose the answer.

Teacher says: Which picture did you choose? Yes, that's right. You should have filled in the circle under the penguin, because the penguin is the animal that usually lives where it is cold all the time. Do you have any questions?

Now we will do some more problems like these. Look at the pictures in each row and listen carefully as I read each question. Then fill in the circle under the correct picture.

Look at Number 1. Which picture shows an animal that carries its home with it all the time? Fill in the circle under the picture that shows an animal that carries its home with it all the time.

Move to Number 2. Which picture shows a solid? Fill in the circle under the picture that shows a solid.

Go to Number 3. Which picture shows something that would melt the fastest if left in the sun? Fill in the circle under the picture that shows something that would melt the fastest if left in the sun.

Teacher says: Go to page 2. Look at Number 4. Which area would have the coldest temperature? Fill in the circle under the area that would have the coldest temperature.

Move to Number 5. Look at the pictures. Which picture shows an animal that protects itself by using a bad odor? Fill in the circle under the animal that protects itself by using a bad odor.


Go to Number 6. Which of the pictures shows a food that will not help a person stay healthy? Fill in the circle under the picture that shows a food that will not help a person stay healthy.

ITBS03 PRACTICE TEST IN SCIENCE - GRADE 1
STUDENT EDITION - FORM A

SAMPLE A



(A)



(B)




(C)

1.



(A)




(B)



(C)

2.



(A)



(B)




(C)

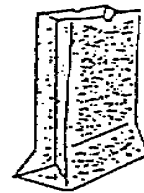
3.



(A)



(B)



(C)