

SKILLS LIST and SAMPLE TEST ITEMS

FOR

PRACTICE TEST FOR MATHEMATICS, GRADE 1

(Test items developed for skills measured in ITBS03)

Skills

- | | | | |
|-----|-----------------------|-----|-----------------------------------|
| 1.0 | Math Concepts | 3.0 | Computation |
| 1.1 | Properties/Operations | 3.1 | Adding Single Digits |
| 1.2 | Algebra | 3.2 | Adding Sums Without
Regrouping |
| 1.3 | Geometry | 3.3 | Adding Sums With Regrouping |
| 1.4 | Measurement | 3.4 | Subtracting Single Digits |
| 2.0 | Problem Solving | 3.5 | Subtracting Without
Regrouping |
| 2.1 | Single Step | 3.6 | Subtracting With Regrouping |
| 2.2 | Multiple Step | 4.0 | Thinking Skills |
| 2.3 | Procedures | 4.1 | Math Concepts |
| 2.4 | Data Interpretation | 4.2 | Problem Solving |

Number of questions: 84

Number of pages: TE=12; SE=17

Approximate testing time: 66 minutes

(c) EPES TESTING, INC.

(OVER)

ITBS03 PRACTICE TEST IN MATHEMATICS - GRADE 1
TEACHER DIRECTIONS - FORM A

Teacher says: Now we are going to do a math test. I am going to read some problems to you. Listen carefully as I read each problem. Look at the answer choices on your test booklet. You must fill in one and only one answer for each question. Now we will do Sample A together.

Teacher says: Go to page 1. Now go to Sample A. Sally had five shells. Fill in the circle below Sally's shells.

Wait while students select an answer choice.

You should have filled in the circle under the second group. It has five shells.

Now we will do some more problems like this Sample. I will read the directions for each problem. Listen carefully as I read each problem. Think about what I am asking you to do each time. Then fill in your answer choice.

Teacher says: Look at the problem in Number 1. Which number goes in the box to make the number sentence true? Fill in the circle below the number that goes in the box to make the number sentence true.

Move to Number 2. Look at the shapes. Which one is a cylinder? Fill in the circle below the answer that shows a cylinder.

Go to Number 3. Which picture is of the largest item?

Teacher says: Go to page 2. Look at Number 4. Look at the children and the kites. If each child got the same number of kites, how many kites did each one get?

Look at Number 5. Jordan counted 79 signs on the trip to his grandmother's store. Fill in the circle under the number 79.

Move to Number 6. Kris had two sets of balloons. There were 8 balloons in each group. How many balloons did he have in all? Fill in the circle under how many balloons he had in all.

Move down to Number 7. David was looking at some shapes. He picked out the shape that would roll on the floor easily. Fill in the circle under the shape that would roll the easiest.

ITBS03 PRACTICE TEST IN MATHEMATICS - GRADE 1
STUDENT EDITION - FORM A

SAMPLE A



(A)



(B)



(C)


1. $7 + \blacksquare = 11$

2
(A)


3
(B)

4
(C)


2.



(A)



(B)



(C)

3.



(A)



(B)



(C)