

SKILLS LIST and SAMPLE TEST ITEMS

FOR

PRACTICE TEST FOR READING, KINDERGARTEN

(Test items developed for skills measured in ITBS03)

Skills

- | | | | |
|-----|----------------------|-----|-------------------------|
| 1.0 | Vocabulary | 3.0 | Reading Skills |
| 1.1 | Nouns | 3.1 | Auditory |
| 1.2 | Verbs | 3.2 | Pictures |
| 1.3 | Modifiers | 3.3 | Word Attack |
| 2.0 | Word Analysis Skills | 4.0 | Comprehension |
| 2.1 | Pictures | 4.1 | Sentences |
| 2.2 | Letters/Sounds | 4.2 | Understanding Text |
| 2.3 | Rhyming | 4.3 | Inferred/Interpretation |
| 2.4 | Printed Letters | | |
| 2.5 | Substitute Letters | | |
| 2.6 | Word Building | | |

Number of questions: 114
Number of pages: TE=11; SE=25
Approximate testing time: 107 minutes

(c) EPES TESTING, INC.

(OVER)

ITBS03 PRACTICE TEST IN READING - KINDERGARTEN
TEACHER DIRECTIONS - FORM A

Teacher says: We are going to start a practice test that will show what you can do in reading. Please listen to all of the directions as I read them to you. We will work several different types of items. The first part of this test is about word meanings. In each question I will read you a word. You should fill in the circle under the picture that goes with that word.

Teacher says: Go to page 1. Now we are going to do a question together so you can see what kind of questions you will be asked to do. Look at the pictures in the first row where you see the words Sample A. The word is COLD. Look at the three pictures. Which one does the word *cold* tell about?

Wait while students choose an answer.

Teacher says: Yes, that's right. The word *cold* tells about the last picture. You should have filled in the circle under the last picture. Make sure you fill in each circle completely.

Now we will do some more questions like these. Listen carefully to the word I say and find the picture that the word tells about.

Go to Number 1. The word is STRETCHES. The girl *stretches*. Fill in the circle under the picture.

Look at Number 2. The word is POINTED. Fill in the circle under the *pointed* hat.

Move to Number 3. The word is BUTTON. Fill in the circle under the *button*.

Teacher says: Turn to page 2. Look at Number 4. The word is EXAMINE. *Examine* the flower. Fill in the circle under the picture.

Move to Number 5. The word is ANNOYED. Fill in the circle under the picture of the people who are *annoyed*.

Look at Number 6. The word is GIGANTIC. Fill in the circle under the picture of something that is *gigantic*.


Go to Number 7. The word is STUDIOUS. Fill in the circle under the *studious* boy.

ITBS03 PRACTICE TEST IN READING - KINDERGARTEN
STUDENT EDITION - FORM A

SAMPLE A



(A)



(B)



(C)

1.



(A)



(B)



(C)

2.



(A)

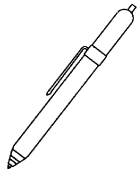


(B)

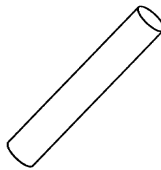


(C)

3.



(A)



(B)



(C)