

SKILLS LIST and SAMPLE TEST ITEMS

FOR

PRACTICE TEST FOR READING, GRADE 1

(Test items developed for skills measured in ITBS03)

Skills

- | | |
|--------------------------|-------------------------------|
| 1.0 Vocabulary | 3.0 Reading Comprehension |
| 1.1 Nouns | 3.1 Sentences |
| 1.2 Verbs | 3.2 Stories |
| 1.3 Modifiers | 3.3 Inferences/Interpretation |
| 2.0 Word Analysis Skills | 4.0 Thinking Skills |
| 2.1 Initial Sounds | 4.0 Comprehension |
| 2.2 Vowel Sounds | |
| 2.3 Rhyming Sounds | |
| 2.4 Letter Substitutions | |
| 2.5 Word Building | |
| 2.6 Silent Letters | |
| 2.7 Suffixes | |

Number of questions: 99

Number of pages: TE=8; SE=21

Approximate testing time: 50 minutes

(c) EPES TESTING, INC.

(OVER)

ITBS03 PRACTICE TEST IN READING - GRADE 1
TEACHER DIRECTIONS - FORM A

Teacher says: We are going to start a practice test that will show what you can do in reading. Please listen to all of the directions as I read them to you. We will work several different types of items. The first part of this test is about word meanings. In each question you will see a picture and four words. One of the four words names or tells about the picture. You are to select the word that best describes each picture. Then you need to fill in the circle next to the word you chose.

Teacher says: Go to page 1. Now we are going to do a question together so you can see what kind of questions you will be asked to do. Look at the picture in the first box where you see the words Sample A. Look at the four words. Which one tells about the picture?

Wait while students choose an answer.

Teacher says: Yes, that's right. The word puppy tells about the picture. You should have filled in the circle next to the first word. Make sure you fill in each circle completely. Now you will do questions 1-19. Work until you come to the word STOP. When you finish put your pencil down and sit quietly.

Wait until everyone finishes this part of the test and then go to the next section.

Teacher says: Go to page 3. Each sentence is incomplete. There is a word missing. Below each sentence you see four words. You must decide which of the four words best completes the sentence and fill in the circle beside the correct word. Now we will do Sample B together. Read the sentence. Look at the four words. Choose the word that best completes the sentence. Fill in the circle beside that word.

Wait while students fill in the answer.


Teacher says: Which answer choice did you fill in? You should have filled in the last answer, kind. Someone that is nice is kind. Now you will work some more sentences like the sample. Work until you finish number 30 and get to the word STOP. Put your pencil down and sit quietly when you finish.

Wait while students finish these questions.

ITBS03 PRACTICE TEST IN READING - GRADE 1
STUDENT EDITION - FORM A

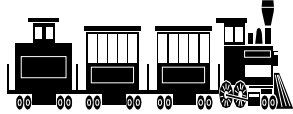
SAMPLE A

- (A) puppy
- (B) animal
- (C) cat
- (D) baby



1.

- (A) train
- (B) cars
- (C) journey
- (D) smoke




2.

- (A) swim
- (B) stroll
- (C) freeze
- (D) sit



3.

- (A) ride
- (B) climb
- (C) walk
- (D) exercise



4.

- (A) cool
- (B) sweaty
- (C) hungry
- (D) frosty



5.

- (A) enemies
- (B) group
- (C) friends
- (D) child



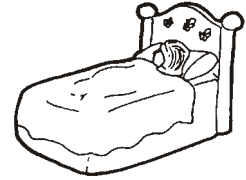
6.

- (A) player
- (B) stereo
- (C) record
- (D) speaker



7.

- (A) recline
- (B) sleep
- (C) wake
- (D) watch



8.

- (A) sunny
- (B) tired
- (C) dirty
- (D) hungry



9.

- (A) shell
- (B) baby
- (C) snail
- (D) slug



10.

- (A) silly
- (B) ugly
- (C) careful
- (D) wild



11.

- (A) bicycle
- (B) wheel
- (C) tricycle
- (D) unicycle

